


# Lutron® | Architectural Series Lyneo™ slide dimmer



## Architectural series standard specification features

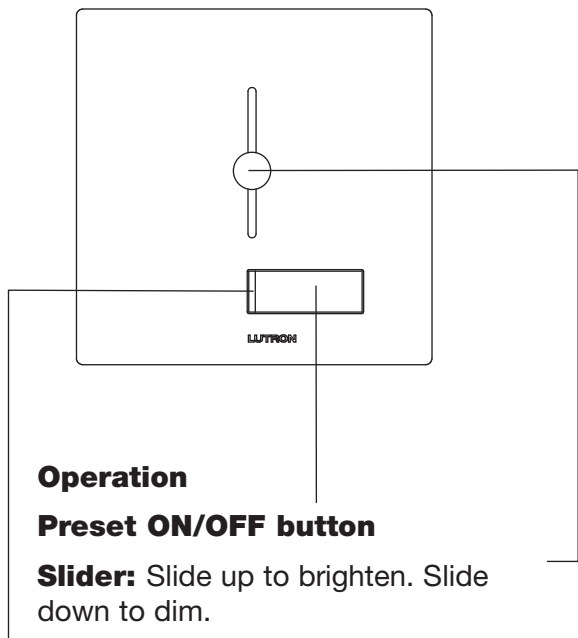
- 220 - 240 VAC, 50/60 Hz
-  approved
- Square law dimming
- 10-year power failure memory
- Captive linear slider
- Electrostatic discharge protection
- Lightning strike surge protection (6kV, 200A)
- Voltage compensation
- Superior RFI suppression
- Mechanical air-gap switch to disconnect power from the load
- UV colour stable
- Precise colour consistency
- 35mm UK back box

## Features

- Max. capacity 500W, min. wattage 40W
- Dimmer for incandescent and magnetic low voltage loads with single pole/3-way capability
- The first preset slide dimmer
- Position of slider indicates light level
- Slide up and down to change light level
- Mechanical switch to turn lights on/off
- White LED status light
- Installs like a switch
- Architectural colour palette matching Lutron's commercial and residential lighting controls

# Lutron® | Lyneo™ slide dimmer

## Lyneo preset dimmer



### Operation

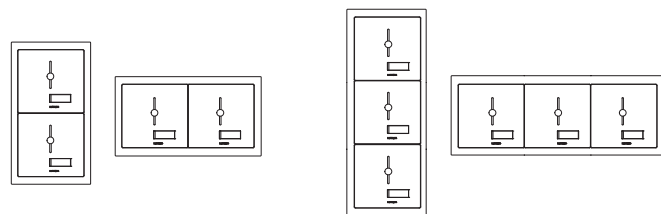
#### Preset ON/OFF button

**Slider:** Slide up to brighten. Slide down to dim.

**Status light:** Bright when lights are on. Dim when lights are off.

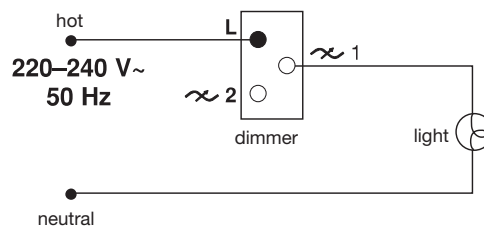
## Ganging and derating

When ganging this product with other Lutron dimmers the maximum capacity remains 500W/VA, no derating is necessary.

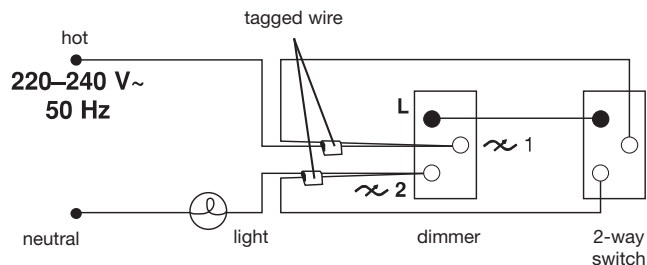


Use Lutron 2-gang or 3-gang frames to gang Lutron dimmers and wiring accessories.

## Single-location wiring diagram (Single Pole)



## Two-location wiring diagram (3 way)



# Choosing your dimmer

You know the mood you want. The next question is: how do you create it? Here's how to choose the right dimmers for your project.




## Step 1

Choose the style and colour that best matches or complements the décor of the room.

## Step 2

Choose the dimmer designed to control the kind of lights you have in the room.

### Types of lighting

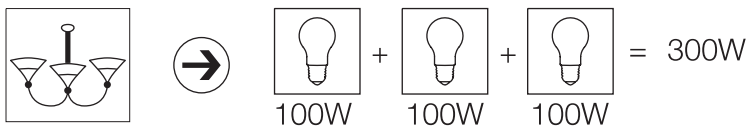
	<b>INC</b>		<b>MVH</b>		<b>MLV *</b>
	Incandescent 230/240V		Mains voltage halogen 230/240V		Magnetic Low voltage 12V

## Step 3

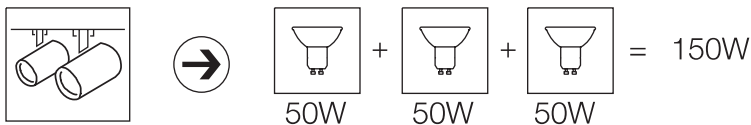
Calculate the total load.

Incandescent light bulbs have wattage ratings marked on the bulb. Add up the wattage of all the bulbs in the fixture and select a dimmer that is rated above or equal to your total wattage.

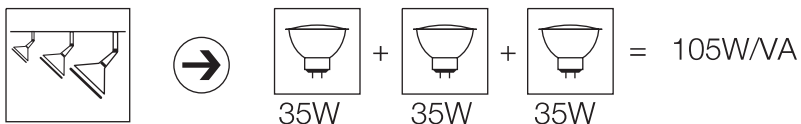
### Incandescent 230/240V



### Mains voltage halogen 230/240V



### Magnetic low voltage 12V



\* For electronic low voltage loads, use Lutron's Rania™ dimmers.



# Ordering your dimmer

Here is an example of how to order Lyneo dimmers for the look and function you desire.

Lyneo	L	LLSM-502B-FWH-M
Preset w/status light	L	
Single	S	
Dual	D	
Incandescent (INC) / Magnetic low voltage (MLV)	M	
Capacity single 50 (500W)		
Capacity dual 25 (2 x 250W)		
2-way	2	
Box packaging	B	
Insert + Frame	I	
Frameless	F	
Faceplate colour	WH	
White (WH)		
Beige (BE)		
Ivory (IV)		
Almond (AL)		
Light Almond (LA)		
Gray (GR)		
Taupe (TP)		
Brown (BR)		
Black (BL)		
Arctic White (AW)		
Argentum (AR)		
Mica (MC)		
Perfect Pink (PP)		
Cream (CR)		
Bright Brass (BB)		
Bright Chrome (BC)		
Satin Nickel (SN)		
Azure (AZ)		
Language of installation instructions	M	
Multilanguage (M)		
Chinese (C)		
Dutch (D)		
English (E)		
French (F)		
German (G)		
Italian (I)		
Spanish/Portuguese (S)		



## Lyneo preset dimmer

Shown in White

Model # LLSM-502B-FWH-M

## Colour options

White (WH)  
 Beige (BE)  
 Ivory (IV)  
 Almond (AL)  
 Light Almond (LA)  
 Gray (GR)  
 Taupe (TP)  
 Brown (BR)  
 Black (BL)  
 Arctic White (AW)  
 Argentum (AR)  
 Mica (MC)  
 Perfect Pink (PP)  
 Cream (CR)

## Metals

Azure (AZ)  
 Bright Brass (BB)  
 Bright Chrome (BC)  
 Satin Nickel (SN)

# Ordering your accessories

## How to select your wiring accessories


Here is an example of how you order the accessories, look and function you desire.

The accessories can be used with Rania, Rania IR and Lyneo style Lutron dimmers.

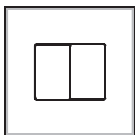
**All accessories are available in the full dimmer colour palette for a coordinated look.**

### Switches

Coming soon

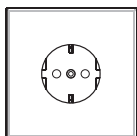


Single switch

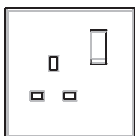


Dual switch

### Power sockets



10A  
Schuko socket



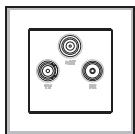
13A UK  
switched socket

### Phone jacks



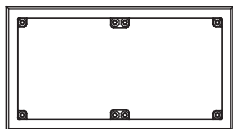
RJ11  
Phone jack

### TV/SAT/FM jack

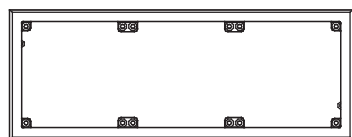


TV/SAT/FM jack

### Gangging frames



2-gang frame



3-gang frame

Rania

RN ]-RN-RF16-B-FWH-M

Switch Single 10A SS10  
 Switch Dual 2x10A DS10  
 Schuko Socket RF16 ]  
 RJ11 Phone jack RJ11  
 UK switched 13A socket SRSU  
 TV/SAT/FM jack TVCA  
 2-Gang Frame 2GANG  
 3-Gang Frame 3GANG

Box packaging B ]

Insert + Frame I  
 Frameless F ]  
 N/A (use for frame) N

Faceplate colour WH ]  
 White (WH)  
 Beige (BE)  
 Ivory (Iv)  
 Almond (AL)  
 Light Almond (LA)  
 Gray (GR)  
 Taupe (TP)  
 Brown (BR)  
 Black (BL)  
 Arctic White (AW)  
 Argentum (AR)  
 Mica (MC)  
 Perfect Pink (PP)  
 Cream (CR)  
 Bright Brass (BB)  
 Bright Chrome (BC)  
 Satin Nickel (SN)  
 Azure (AZ)

Language of M ]  
 installation instructions  
 Multilanguage (M) / Chinese (C)  
 Dutch (D) / English (E) /  
 French (F) / German (G) /  
 Italian (I) / Spanish/Portuguese (S)



**LUTRON**<sup>®</sup>

LIGHTING CONTROLS

Lutron Electronics Co., Inc.

©01/2006 Lutron Electronics Co., Inc.

[www.lutron.com/europe](http://www.lutron.com/europe)

[www.lutron.com/asia](http://www.lutron.com/asia)